

Stiftehalter und Rahmen mit Schaf Lotti

Instructions No. 503



Do you like sheep? Then why not make the colourful picture frame and pencil box. With me Napkin technique it is very easy.

Here's [how](#) it works:

Pencil box:













Prime the outside of the pencil box white and paint the inside with a mixture of white and white. Then cut off half Napkin of one and remove the two layers of white paper. If you now spray the coloured paper layer on the back with the spray glue you can easily stick it around the pen box. If it doesn't stick straight or has creases, you can simply peel it off and put it back on until everything is right. Then cut it off so that it fits around the box, so it doesn't end up with two layers of napkins on top of each other, and then brush it Napkin varnish over. When it is dry, simply cut off the Napkin top and bottom edges.

If you like you can stick on more flowers and butterflies. For this you cut single flowers and butterflies out of the white paper and glue the motives on Napkin varnish white. After drying Craft cardboard sheet. you can cut them out and glue them with 3D.

Picture frame:

First, you mix green and blue and paint the frame with Handicraft paint white. With white paint you can add some clouds. The transitions between the two colours can be made with a thin black felt-tip pen. As long as the paint dries, you can cut out different motifs Napkin and stick them Napkin varnish on white. When Craft cardboard sheet. it's Napkin varnish dry, you cut them out, stick them on with 3D-Glue pads and you have a happy, colourful picture frame.

Recommendations

 <p>2,99 €</p> <p>1 Add to shopping cart </p>	 <p>11,99 €</p> <p>1 Add to shopping cart </p>	 <p>0,85 €</p> <p>1 Add to shopping cart </p>
 <p>1,29 €</p> <p>1 Add to shopping cart </p>	 <p>3,49 €</p> <p>1 Add to shopping cart </p>	 <p>3,99 €</p> <p>1 Add to shopping cart </p>

Article information:

Article number	Article name	Qty
667050	VBS Picture frame, rectangular picture section	1
110938	Spray adhesive Odif 404, removable	1
566902-01	edding 404 "permanent marker"Black	0
706681-00	Craft cardboard sheetWhite	1
567206-02	3D-Glue pads5 x 5 x 1,0 mm, 400 pcs.	1
970373	VBS Handicraft scissors "Pointed"	1
120340	VBS Napkin brush/Decoupage brush	1