

# Schlitten mit Décopatch-Technik

Instructions No. 417




This sturdy sled is perfect for creating with Décopatch papers and the small packages are a great addition to this pretty Christmas decoration. Different papers in frosty colours are combined to new patterns. The motto is: Allowed is what pleases.

## Extra tip





Décopatch I can-Paper either stick on the whole surface or put together small parts to a new pattern. For this I take up the torn pieces with the brush and place them at the suitable place. This is very easy and makes a lot of fun.

## Recommendations





**7,40 €**

1 Add to cart 





**3,49 €**

1 Add to cart 





**3,59 €**

1 Add to cart 





**4,19 €**

1 Add to cart 





**24,59 €**

1 Add to cart 




**3,99 €**

1 Add to cart 



**3,79 €**

1 Add to cart 

## Article information:

Article number	Article name	Qty
739276	Paperpatch glue, 180g	1
27869	VBS Decorative snow100 ml	1
111065	VBS Handicraft glue	1
120340	VBS Napkin brush/Decoupage brush	1
132770	Professional - Scissors "Finny Alpha"	1
132824	Hobby scalpel	1
661140	VBS Wooden sticks "Nature"	1