

# Armreifen im eleganten Strick-Design

Instructions No. 762



Top up-to-date in elegant powder tones is the design of these bracelets. The knitted dress for the papier-mâché bangles is made on one and Knitting needle game then sewn all around.

Here's [how it works](#)

Knock out the stitches and distribute Knitting needle game evenly over the surface

Knit the desired pattern in rounds until the outer height of the bangle is reached, then knit 1 round left stitch

## **Pearl pattern - soft-apricot (63)**

cast on 46 sts

1 st re - 1 st li, offset in each row

## **Pimples - taupe (54)**

45 M Attach

Knit 3 rows of sts

For the studs, work 4 sts out of one st, turn, work purl sts over the knitted sts

Turn and repeat again (1 x right, 1 x left)

In the next row row the 4 sts together again in right row

Knit 4 rows of sts between each knob  
knit another 4 rows of sts

### Ribs - cream (30)

45 M Attach

2 sts purl - 1 st re interlocked, repeat continuously

### Plait pattern - raffia (55)

64 M Attach

Knit 2 rows of sts

Cast off 2 x 4 sts in the middle of each needle, i.e. cast off 2 sts on cast off needle behind work, work the following 2 sts and the 2 sts in rows on cast off needle, then cast off 2 sts on cast off needle before work, work the following 2 sts and the 2 sts in rows on cast off needle

Knit another 2-3 rows of sts

Knit the inner height of the bangle smooth right, then cast off the stitches loosely.

Fit the papier-mâché bangle into the knitted cover and sew it invisibly all around with mattress stitch

Glue on individual half pearls with gemstone glue.

### Shortcuts:

Rd - Round

M - stitch

re - right

left - left

r. interlocked - right interlocked (stitch into the rear mesh link)









### Title: Calculation of the number of meshes:


Circumference of the bracelet : 10 x meshes according to the mesh sample

Example: Circumference 26 cm : 10 x 18 meshes according to the mesh sample = 47 meshes

With the plait sample, more meshes must be tied up, since it contracts strongly


### Empfehlungen


|  |  |  |
|--|--|--|
|   |   |   |
| <b>3,25 €</b>  | <b>2,89 €</b>  | <b>3,49 €</b>  |
| 1 <a href="#">Add to shopping cart</a>  | 1 <a href="#">Add to shopping cart</a>  | 1 <a href="#">Add to shopping cart</a>  |



**2,90 €**


1

Add to shopping cart 



**3,49 €**

1

Add to shopping cart 

Article information:

| Article number | Article name                                     | Qty |
|----------------|--|-----|
| 361699-54      | Schachenmayr "Catania"Colour 00254               | 1   |
| 632836         | Half pearls, mother of pearl                     | 1   |
| 642439         | VBS Gemstone glue                                | 1   |
| 360357         | Prym Embroidery needle assortment, without point | 1   |
| 970373         | VBS Handicraft scissors "Pointed"                | 1   |